

Signify Classified - Internal
Cooper Lighting Solutions Photometric Lab
1121 Highway 74 South
Peachtree City, GA 30269



Scaled data based on original data using
LM-79-08 Approved Method: Electrical and Photometric Measurements of Solid-
State Lighting Products

Test Report Prepared for
Cooper Lighting Solutions
(formerly Eaton)

Brand: STREETWORKS

Report Number: P879873

Luminaire Tested: **MEM2-HTN-VA-40-740-U-WT4**

Issue Date: 10/01/2024



Test Information

Test Method: LM-79-08
Report Number: P879873
Test Lab: INNOVATION CENTER(G3)
Issue Date: 10/01/2024
Manufacturer: COOPER LIGHTING SOLUTIONS (FORMERLY EATON)
Product Line: STREETWORKS
Catalog Number: MEM2-HTN-VA-40-740-U-WT4
Description: EPIC MODERN TALL HOUSING 40W 70CRI 4000K VISUAL COMFORT FIXTURE w/
DRIVE LANE TYPE IV DISTRIBUTION OPTIC
Light Source: (1) 4000K CCT, 70 CRI LEDS
Ballast/Driver: ELECTRONIC DRIVER

Summary

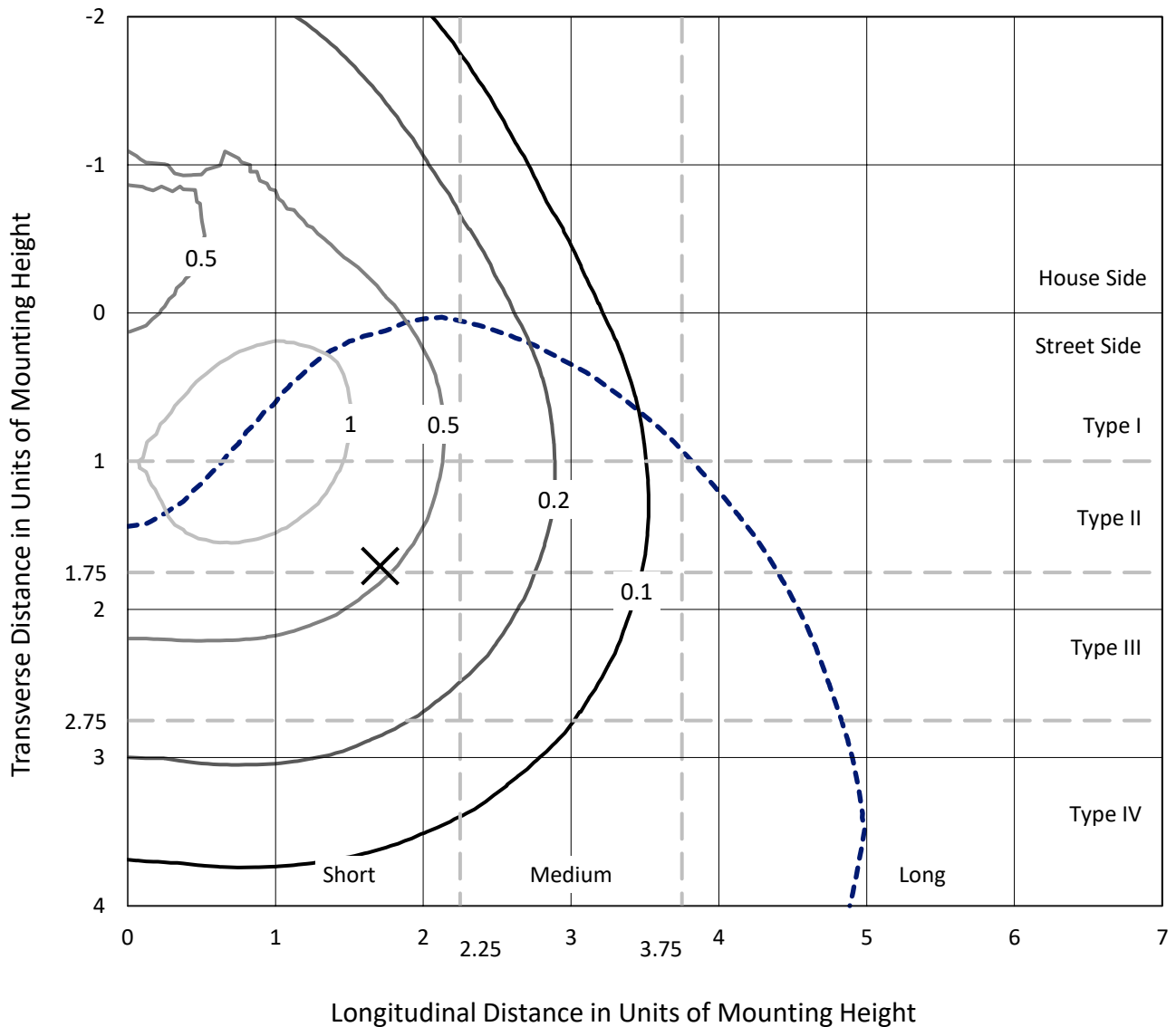
Lumens per Lamp: N/A
Luminaire Lumens: 4259 lumens
Efficiency: N/A
Efficacy: 110.3 lumens/watt
Luminous Opening: Circular (Dia: 1.12' x H: 0')
IES Classification: Type IV - Short
BUG Rating: B2 - U0 - G3

Input Watts (W): 38.6
Input Voltage (V): 120
Input Current (Ain): NR
Voltage Rise (V): NR
Power Factor: 0.99
Total Harmonic Distortion (THDi): 7%
Frequency (hertz): 60
Stabilization Time: NR
Operation Time: NR
Ambient Temperature (°C): NR
Test Distance: 24 FT

REPORT NUMBER: P879873
 CATALOG NUMBER: MEM2-HTN-VA-40-740-U-WT4

Iso-Footcandle Lines of Horizontal Illumination

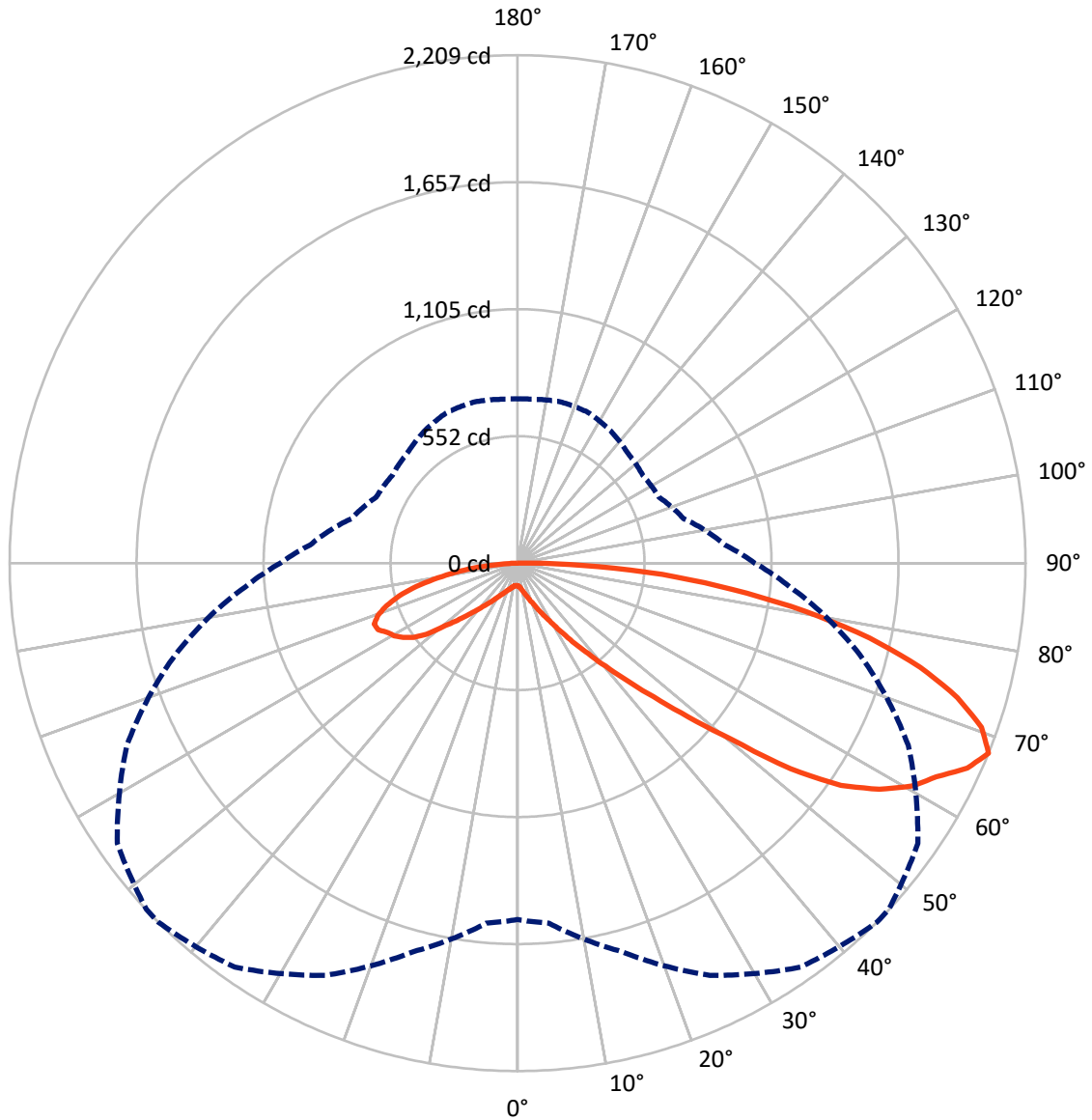
× Max cd
 - - - 1/2 Max cd



Based on 15 foot mounting height. Maximum calculated value = 1.5 fc
 Type IV - Short - N/A

REPORT NUMBER: P879873
CATALOG NUMBER: MEM2-HTN-VA-40-740-U-WT4

Luminous Intensity Polar Plot



— Vertical Plane Through 45-Deg Lateral - - - Horizontal Cone Through 67.5-Deg Vertical

REPORT NUMBER: P879873
 CATALOG NUMBER: MEM2-HTN-VA-40-740-U-WT4

FLUX DISTRIBUTION:

		Downward	Upward	Total
House Side	Lumens	1262.2	0.0	1262.2
	% Fixture	29.6	0.0	29.6
Street Side	Lumens	2996.8	0.0	2996.8
	% Fixture	70.4	0.0	70.4
Total	Lumens	4259.0	0.0	4259.0
	% Fixture	100.0	0.0	100.0

Coefficient of Utilization

ZONAL LUMENS:

Zone	Lumens	% Fixture
0°-10°	10.1	0.2
10°-20°	37.9	0.9
20°-30°	89.3	2.1
30°-40°	195.7	4.6
40°-50°	426.2	10.0
50°-60°	875.6	20.6
60°-70°	1233.6	29.0
70°-80°	1047.3	24.6
80°-90°	343.2	8.1
90°-100°	0.0	0.0
100°-110°	0.0	0.0
110°-120°	0.0	0.0
120°-130°	0.0	0.0
130°-140°	0.0	0.0
140°-150°	0.0	0.0
150°-160°	0.0	0.0
160°-170°	0.0	0.0
170°-180°	0.0	0.0
0°-90°	4259.0	100.0
0°-180°	4259.0	100.0



REPORT NUMBER: P879873

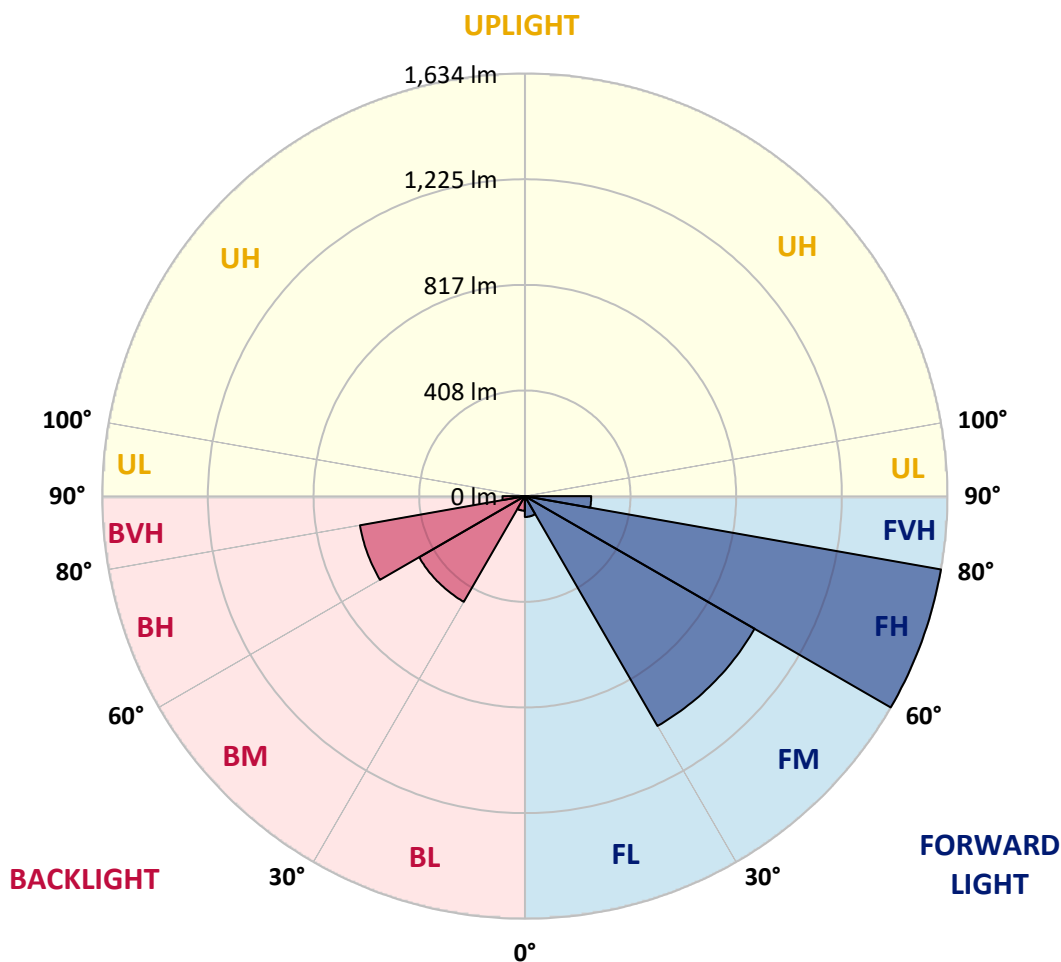
CATALOG NUMBER: MEM2-HTN-VA-40-740-U-WT4

LUMINAIRE CLASSIFICATION SYSTEM LUMEN TABLE AND BUG RATING:

Zone	Lumens	% Fixture	Zone Rating/Lumen Limit		
			B	U	G
FL (0°-30°)	80.6	1.9			
FM (30°-60°)	1025.8	24.1			
FH (60°-80°)	1633.8	38.4			G1/1800
FVH (80°-90°)	256.7	6.0			G3/500
BL (0°-30°)	56.7	1.3	B0/110		
BM (30°-60°)	471.8	11.1	B1/1000		
BH (60°-80°)	647.2	15.2	B2/1000		G2/1000
BVH (80°-90°)	86.6	2.0			G1/100
UL (90°-100°)	0.0	0.0		U0/0	
UH (100°-180°)	0.0	0.0		U0/0	

BUG Rating: B2-U0-G3

Type IV Short





REPORT NUMBER: P879873

CATALOG NUMBER: MEM2-HTN-VA-40-740-U-WT4

CANDELA DISTRIBUTION (FULL):

	0°	5°	15°	25°	35°	45°	47°	55°	65°	75°	85°
0°	98.3	98.3	98.3	98.3	98.3	98.3	98.3	98.3	98.3	98.3	98.3
2.5°	101.4	101.0	101.4	101.4	101.4	101.0	101.0	101.0	100.5	100.1	99.6
5°	107.5	107.5	107.5	107.0	107.0	106.2	106.2	105.7	104.9	104.0	103.1
7.5°	115.8	115.3	115.3	114.9	114.4	113.6	113.1	112.7	111.0	109.7	107.9
10°	125.8	125.8	125.3	124.5	124.5	122.3	122.7	121.8	119.7	117.1	114.0
12.5°	137.9	137.9	137.1	137.1	136.2	134.5	134.0	132.7	130.5	126.2	122.7
15°	151.4	151.4	152.3	151.4	150.6	148.4	148.4	146.6	141.9	138.4	133.2
17.5°	168.4	166.2	167.5	167.1	167.1	165.8	164.5	162.3	158.4	152.3	145.8
20°	185.8	186.2	184.9	186.2	186.7	184.9	184.9	182.3	176.7	169.3	158.8
22.5°	207.6	207.6	205.0	208.4	210.6	209.3	208.9	203.7	196.7	186.7	176.2
25°	230.2	229.3	233.7	234.5	239.3	238.9	238.5	233.7	223.2	211.0	194.9
27.5°	255.9	257.2	265.4	267.6	272.4	272.0	271.5	266.3	255.0	238.5	217.6
30°	287.6	289.4	297.2	304.6	312.9	313.7	312.9	308.5	292.0	270.2	246.7
32.5°	324.6	329.4	337.2	349.9	360.3	365.1	366.0	358.1	339.4	310.7	279.8
35°	375.1	371.2	382.1	402.9	420.4	429.9	429.5	419.0	398.6	362.0	318.1
37.5°	424.7	423.4	440.4	467.8	491.3	499.1	501.3	494.3	468.2	419.9	368.1
40°	476.5	487.4	507.0	538.7	573.5	590.1	591.4	581.4	545.7	491.3	423.0
42.5°	543.9	554.8	579.6	618.8	669.3	696.7	698.4	687.1	644.0	573.5	489.1
45°	629.2	635.3	661.4	721.0	785.9	829.8	842.5	828.5	775.4	677.5	571.4
47.5°	721.0	721.0	763.7	842.5	940.4	998.2	1007.8	995.2	916.0	798.1	663.2
50°	823.3	823.7	891.6	1004.3	1127.9	1200.1	1207.5	1177.1	1081.3	920.8	756.7
52.5°	929.5	940.8	1040.0	1210.6	1376.4	1486.9	1494.3	1459.1	1331.6	1096.6	856.4
55°	1075.7	1093.5	1237.6	1446.9	1619.2	1706.2	1706.7	1664.5	1511.3	1267.2	975.6
57.5°	1278.5	1285.4	1419.9	1633.6	1796.3	1855.9	1851.6	1789.8	1613.1	1362.5	1073.5
60°	1446.0	1462.1	1571.8	1770.2	1929.0	1969.9	1965.1	1883.3	1682.7	1418.2	1120.5
62.5°	1556.1	1563.9	1677.5	1868.1	2010.8	2045.2	2040.0	1963.8	1768.0	1515.2	1198.8
65°	1582.6	1595.7	1739.7	1933.4	2071.8	2149.2	2145.7	2104.8	1903.8	1587.0	1235.8
67.5°	1550.4	1572.2	1748.9	1978.2	2144.9	2209.3	2207.5	2125.3	1874.6	1540.9	1189.3
70°	1484.7	1503.4	1722.8	1973.4	2123.5	2140.9	2127.5	2033.5	1788.9	1464.3	1119.6
72.5°	1381.2	1412.9	1627.0	1864.2	1989.5	2000.8	1996.0	1881.2	1660.1	1332.4	1014.3
75°	1245.4	1284.1	1478.2	1670.1	1789.3	1808.9	1799.8	1699.3	1475.6	1167.5	883.8
77.5°	1073.5	1095.3	1243.2	1425.6	1562.6	1566.1	1560.9	1448.6	1242.8	977.8	743.7
80°	845.9	859.0	987.4	1139.2	1252.8	1266.7	1261.9	1186.2	986.9	773.7	580.1
82.5°	626.6	617.9	704.1	828.5	941.2	942.1	949.9	865.9	738.9	561.3	415.1
85°	360.7	364.2	439.1	523.9	592.2	631.8	631.4	590.9	475.2	357.3	253.3
87.5°	100.5	108.4	155.8	226.7	257.6	280.2	272.0	245.4	198.4	112.3	64.4
90°	0.0	0.0	0.0	0.0	0.0	0.0	0.0	0.0	0.0	0.0	0.0



REPORT NUMBER: P879873

CATALOG NUMBER: MEM2-HTN-VA-40-740-U-WT4

CANDELA DISTRIBUTION (continued):

	90°	95°	105°	115°	125°	135°	145°	155°	165°	175°	180°
0°	98.3	98.3	98.3	98.3	98.3	98.3	98.3	98.3	98.3	98.3	98.3
2.5°	99.6	99.2	98.8	98.3	97.5	97.5	97.0	97.5	97.5	97.5	97.5
5°	102.3	101.8	100.5	99.6	98.3	97.5	97.0	97.0	97.0	97.0	97.0
7.5°	106.6	106.2	104.0	102.3	100.5	99.6	98.8	98.3	97.9	97.5	97.9
10°	113.1	111.4	109.2	106.6	104.0	102.7	101.4	101.0	100.5	100.1	100.1
12.5°	120.5	119.2	115.3	111.8	109.2	107.0	105.3	104.4	104.0	103.6	103.6
15°	130.5	127.9	122.7	118.4	114.4	111.8	110.1	109.2	108.8	108.4	108.4
17.5°	141.9	138.4	131.4	125.8	121.4	117.9	115.8	114.4	113.6	114.0	114.4
20°	154.9	149.3	141.4	134.5	128.8	124.9	122.7	121.0	120.1	120.5	121.0
22.5°	170.1	164.1	152.7	144.5	137.5	132.7	130.5	129.2	128.4	127.9	127.1
25°	187.5	179.7	166.7	155.3	147.1	142.3	139.7	138.8	137.9	137.1	137.1
27.5°	208.4	199.3	181.5	169.3	159.3	154.5	151.4	150.1	150.1	148.8	148.8
30°	232.8	220.6	198.9	182.8	172.8	166.7	163.2	162.7	161.9	163.2	163.2
32.5°	262.0	245.4	218.9	200.2	188.9	183.2	179.7	178.8	177.5	178.4	181.0
35°	298.5	277.2	245.4	223.2	209.3	203.7	199.3	198.9	196.7	198.9	195.4
37.5°	339.4	315.9	273.7	247.6	232.4	225.8	222.8	221.5	221.1	221.1	218.4
40°	389.5	361.2	309.8	277.6	260.2	252.4	249.3	248.9	248.0	251.1	248.0
42.5°	451.3	408.2	347.3	310.7	292.9	284.6	281.1	279.8	282.0	283.3	282.8
45°	520.0	473.4	395.1	352.9	332.5	324.2	319.4	318.1	319.0	319.0	323.3
47.5°	599.2	544.4	449.9	399.0	380.3	370.3	367.3	362.9	360.7	359.9	367.3
50°	681.9	613.6	506.1	449.1	432.1	424.3	425.1	416.4	413.4	409.9	409.0
52.5°	765.0	687.5	570.0	518.7	499.1	503.0	501.3	492.2	474.3	470.0	459.5
55°	864.6	771.1	631.4	570.0	553.1	556.1	563.1	563.1	559.2	549.6	541.3
57.5°	949.1	840.3	677.5	600.9	586.1	594.0	607.9	618.3	627.5	634.4	634.0
60°	996.1	882.9	707.6	624.4	607.0	622.3	643.2	661.0	680.6	701.0	700.2
62.5°	1060.9	942.5	761.1	666.2	636.2	641.0	664.9	695.8	713.6	730.6	735.4
65°	1077.9	953.4	781.1	695.8	671.4	672.3	688.4	713.6	728.9	733.2	735.8
67.5°	1032.2	905.5	748.0	678.4	665.3	677.5	703.6	723.7	725.8	715.4	714.5
70°	963.4	846.8	695.8	637.5	629.2	647.9	682.3	706.2	701.0	679.7	678.4
72.5°	866.4	758.0	625.7	583.5	575.3	598.8	629.2	654.5	646.6	630.5	629.2
75°	749.8	648.4	540.9	509.6	509.1	534.8	561.3	576.6	576.1	564.8	561.3
77.5°	623.1	540.9	445.6	417.3	427.8	452.1	471.7	483.0	479.1	475.2	473.9
80°	487.8	414.7	343.8	326.8	342.9	351.2	372.1	371.2	373.4	365.1	371.2
82.5°	347.3	298.9	246.3	238.9	241.1	257.6	268.9	267.6	262.0	255.9	253.3
85°	210.6	184.1	158.0	147.5	154.9	153.6	160.6	154.9	151.4	148.4	151.0
87.5°	58.3	50.5	48.3	34.8	43.1	33.9	35.7	24.8	21.8	26.1	22.6
90°	0.0	0.0	0.0	0.0	0.0	0.0	0.0	0.0	0.0	0.0	0.0

Cooper Lighting Solutions Photometric Lab
1121 Highway 74 South
Peachtree City, GA 30269



LM-79-2019: Approved Method: Electrical and Photometric Measurements of Solid-State Lighting Products

Report Prepared for

Cooper Lighting Solutions

Streetworks

Report Number: SP1-2407-176-5

Test Date: 09/24/2024

Luminaire Tested: MEM2-HTN-VA-30-740-U-WQ

Data in this report applies to families of products including MEM2-HTN-VA-30-740-U-WQ

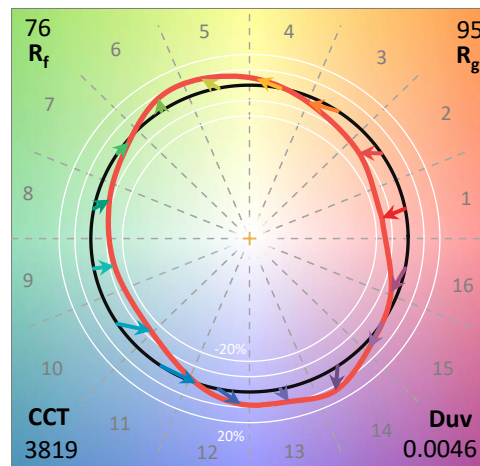
Test Information

Test Method: LM-79-2019
 Report Number: SP1-2407-176-5
 Test Lab: COOPER LIGHTING SOLUTIONS
 Photometer: SP1 - 76IN SPHERE
 Measurement Geometry: 4π
 Issue Date: 09/27/2024
 Manufacturer: COOPER LIGHTING SOLUTIONS
 Product Line: Streetworks
 Catalog Number: **MEM2-HTN-VA-30-740-U-WQ**
 Description: EPIC MODERN VISUAL COMFORT 30W WAVESTREAM WIDE

Spectral Parameters

CCT (K): 3819
 CIE u': 0.2261
 CIE v': 0.5108
 Duv: 0.0046
 CIE x: 0.3926
 CIE y: 0.3942
 CIE z: 0.2132
 Peak Wavelength (nm): 450
 Dominant Wavelength (nm): 577
 Purity: 36.15483
 Rf: 75.6
 Rg: 94.8

CRI (Ra):	72.9		
R1:	70.1	R9:	-21.5
R2:	78.4	R10:	48.5
R3:	85.0	R11:	68.4
R4:	72.9	R12:	39.0
R5:	69.1	R13:	71.1
R6:	69.2	R14:	91.3
R7:	82.8	R15:	63.2
R8:	55.4		



Test Conditions

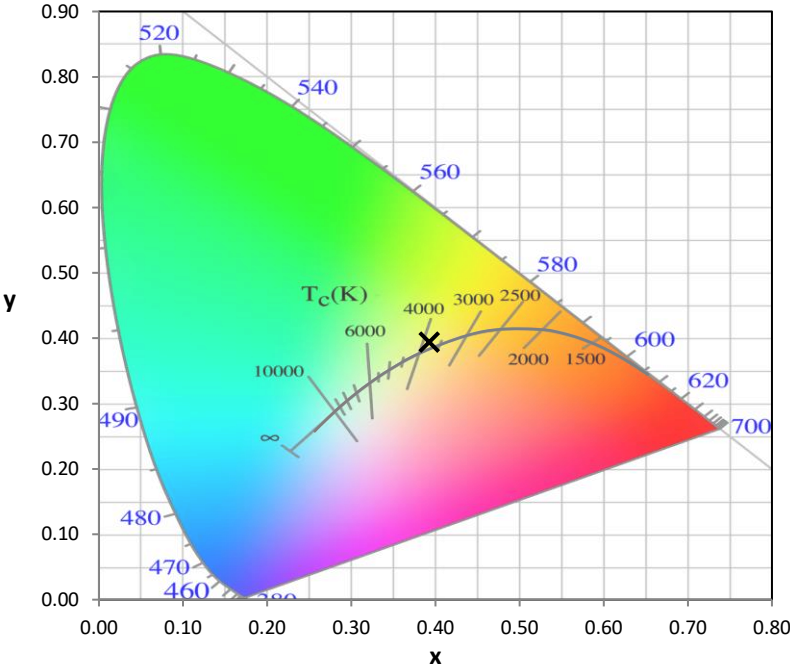
Stabilization Time: 30M
 Operation Time: 1H 30M
 Sphere Temperature (°C): 25.2

REPORT NUMBER: SP1-2407-176-5

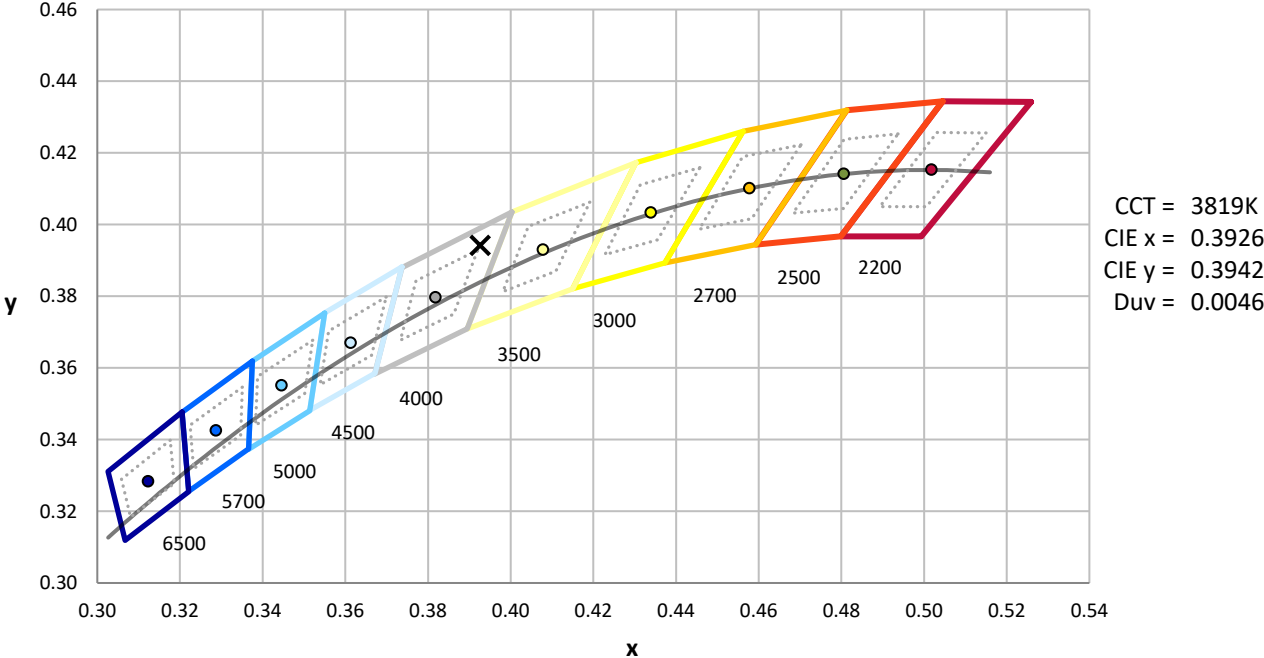
Measurement and Test Equipment			
Instrument	Identification Number	Calibration Date	Calibration Due Date
Photometer	IN0058	6/18/2024	12/18/2024
Power Meter	INXT2011004	2/8/2024	2/8/2025
AC Power Source	IN0063	10/24/2023	10/24/2024
DC Power Source	IN0208	10/24/2023	10/24/2024
Sphere Thermometer	IN0085	10/24/2023	10/24/2024
Room Thermometer	IN0046	10/24/2023	10/24/2024

REPORT NUMBER: SP1-2407-176-5

CIE 1931 Chromaticity Diagram



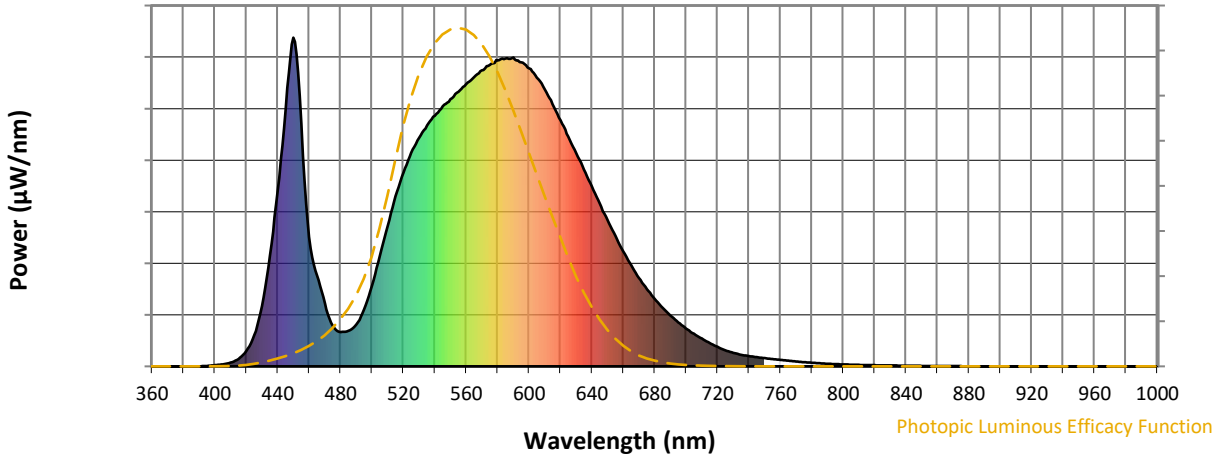
CIE 1931 Chromaticity Diagram with 2017 ANSI 7-Step and 4-Step Quadrangles



Point lies inside the ANSI 4000K 7-step quadrangle

REPORT NUMBER: SP1-2407-176-5

Photopic Flux vs. Wavelength

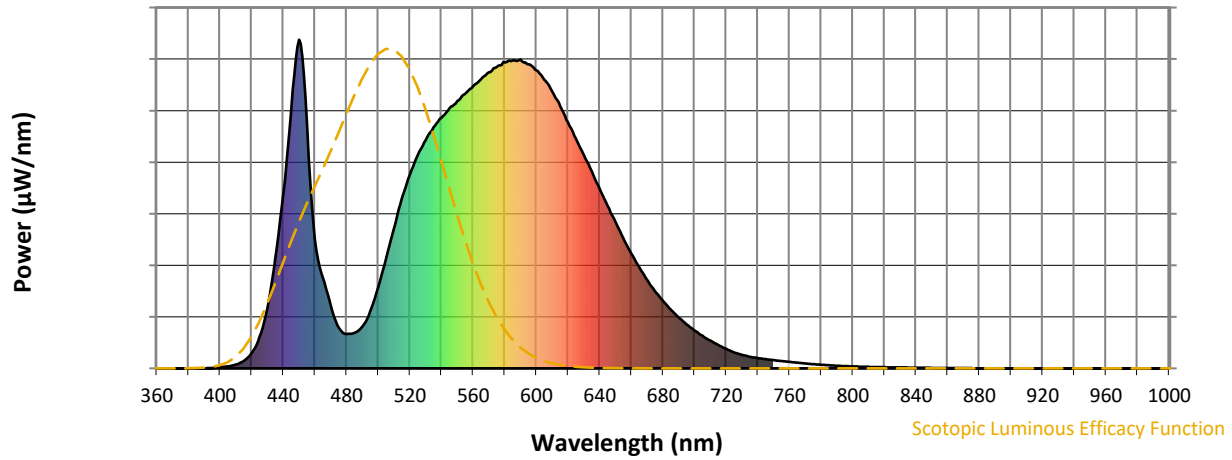


Photopic Lumens: NR

λ (nm)	Power W [^] /nm	Lumens (ϕ /nm)	λ (nm)	Power W [^] /nm	Lumens (ϕ /nm)	λ (nm)	Power W [^] /nm	Lumens (ϕ /nm)	λ (nm)	Power W [^] /nm	Lumens (ϕ /nm)	λ (nm)	Power W [^] /nm	Lumens (ϕ /nm)
360	0	NR	490	127	NR	620	748	NR	750	25	NR	880	0	NR
365	0	NR	495	173	NR	625	699	NR	755	22	NR	885	0	NR
370	0	NR	500	246	NR	630	648	NR	760	20	NR	890	0	NR
375	0	NR	505	335	NR	635	599	NR	765	17	NR	895	0	NR
380	0	NR	510	427	NR	640	547	NR	770	15	NR	900	0	NR
385	0	NR	515	517	NR	645	495	NR	775	13	NR	905	0	NR
390	0	NR	520	589	NR	650	445	NR	780	11	NR	910	0	NR
395	1	NR	525	649	NR	655	396	NR	785	9	NR	915	0	NR
400	4	NR	530	695	NR	660	349	NR	790	8	NR	920	0	NR
405	6	NR	535	733	NR	665	308	NR	795	7	NR	925	0	NR
410	11	NR	540	763	NR	670	269	NR	800	6	NR	930	0	NR
415	23	NR	545	792	NR	675	235	NR	805	5	NR	935	0	NR
420	46	NR	550	813	NR	680	205	NR	810	5	NR	940	0	NR
425	95	NR	555	835	NR	685	178	NR	815	4	NR	945	0	NR
430	183	NR	560	859	NR	690	155	NR	820	3	NR	950	0	NR
435	338	NR	565	880	NR	695	134	NR	825	3	NR	955	0	NR
440	534	NR	570	900	NR	700	115	NR	830	3	NR	960	0	NR
445	782	NR	575	918	NR	705	99	NR	835	2	NR	965	0	NR
450	1000	NR	580	931	NR	710	84	NR	840	2	NR	970	0	NR
455	739	NR	585	937	NR	715	71	NR	845	2	NR	975	0	NR
460	393	NR	590	939	NR	720	59	NR	850	1	NR	980	0	NR
465	276	NR	595	925	NR	725	49	NR	855	1	NR	985	0	NR
470	190	NR	600	907	NR	730	41	NR	860	1	NR	990	0	NR
475	123	NR	605	878	NR	735	35	NR	865	1	NR	995	0	NR
480	105	NR	610	842	NR	740	31	NR	870	1	NR	1000	0	NR
485	108	NR	615	797	NR	745	28	NR	875	1	NR			

REPORT NUMBER: SP1-2407-176-5

Scotopic Flux vs. Wavelength



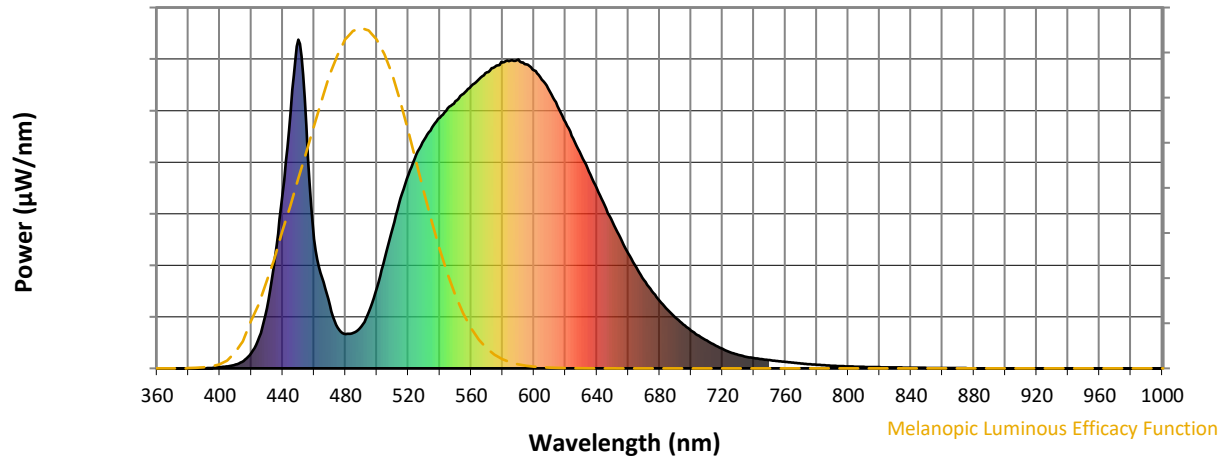
Scotopic Lumens: NR

S/P: 1.45

λ (nm)	Power W [^] /nm	Lumens (φ/nm)	λ (nm)	Power W [^] /nm	Lumens (φ/nm)	λ (nm)	Power W [^] /nm	Lumens (φ/nm)	λ (nm)	Power W [^] /nm	Lumens (φ/nm)	λ (nm)	Power W [^] /nm	Lumens (φ/nm)
360	0	NR	490	127	NR	620	748	NR	750	25	NR	880	0	NR
365	0	NR	495	173	NR	625	699	NR	755	22	NR	885	0	NR
370	0	NR	500	246	NR	630	648	NR	760	20	NR	890	0	NR
375	0	NR	505	335	NR	635	599	NR	765	17	NR	895	0	NR
380	0	NR	510	427	NR	640	547	NR	770	15	NR	900	0	NR
385	0	NR	515	517	NR	645	495	NR	775	13	NR	905	0	NR
390	0	NR	520	589	NR	650	445	NR	780	11	NR	910	0	NR
395	1	NR	525	649	NR	655	396	NR	785	9	NR	915	0	NR
400	4	NR	530	695	NR	660	349	NR	790	8	NR	920	0	NR
405	6	NR	535	733	NR	665	308	NR	795	7	NR	925	0	NR
410	11	NR	540	763	NR	670	269	NR	800	6	NR	930	0	NR
415	23	NR	545	792	NR	675	235	NR	805	5	NR	935	0	NR
420	46	NR	550	813	NR	680	205	NR	810	5	NR	940	0	NR
425	95	NR	555	835	NR	685	178	NR	815	4	NR	945	0	NR
430	183	NR	560	859	NR	690	155	NR	820	3	NR	950	0	NR
435	338	NR	565	880	NR	695	134	NR	825	3	NR	955	0	NR
440	534	NR	570	900	NR	700	115	NR	830	3	NR	960	0	NR
445	782	NR	575	918	NR	705	99	NR	835	2	NR	965	0	NR
450	1000	NR	580	931	NR	710	84	NR	840	2	NR	970	0	NR
455	739	NR	585	937	NR	715	71	NR	845	2	NR	975	0	NR
460	393	NR	590	939	NR	720	59	NR	850	1	NR	980	0	NR
465	276	NR	595	925	NR	725	49	NR	855	1	NR	985	0	NR
470	190	NR	600	907	NR	730	41	NR	860	1	NR	990	0	NR
475	123	NR	605	878	NR	735	35	NR	865	1	NR	995	0	NR
480	105	NR	610	842	NR	740	31	NR	870	1	NR	1000	0	NR
485	108	NR	615	797	NR	745	28	NR	875	1	NR			

REPORT NUMBER: SP1-2407-176-5

Melanopic Flux vs. Wavelength



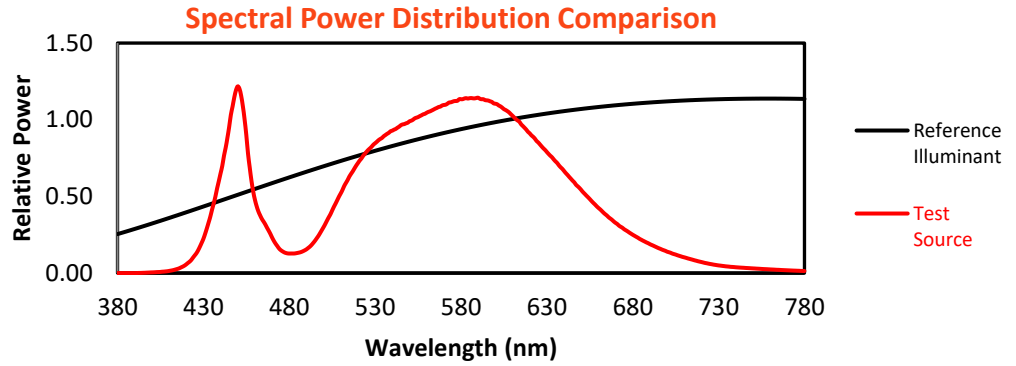
Melanopic Lumens: NR

M/P: 2.76

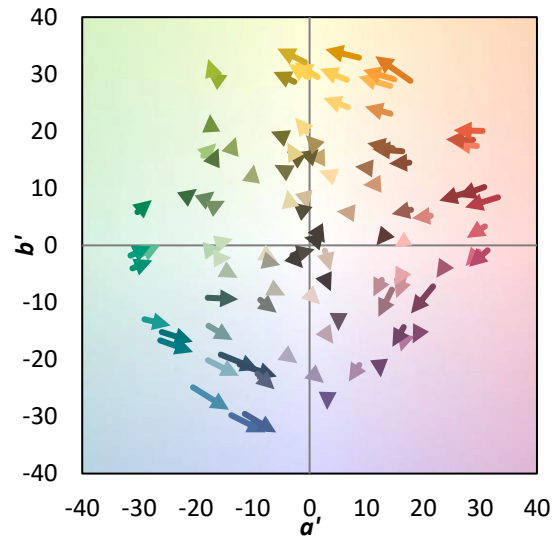
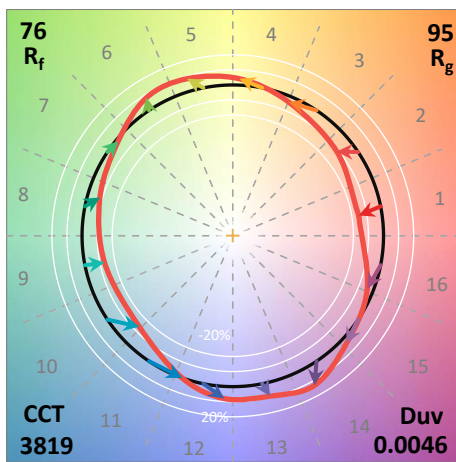
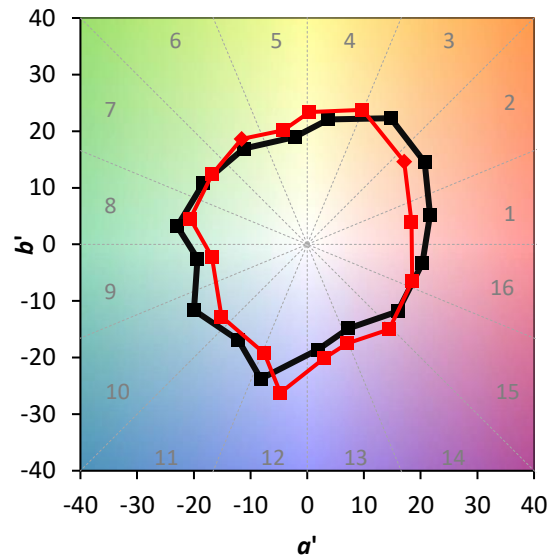
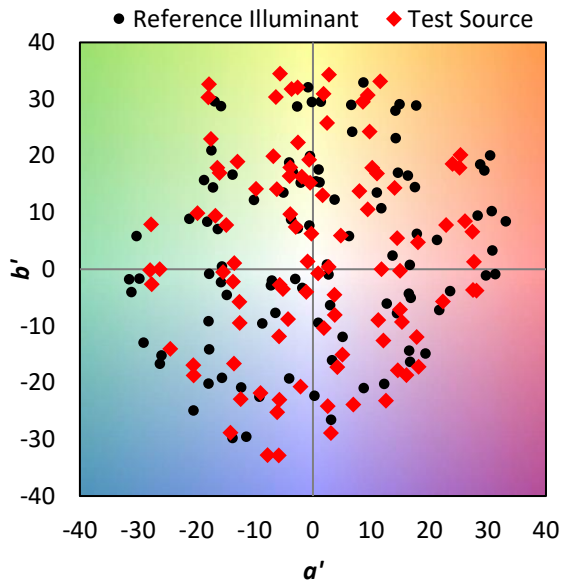
λ (nm)	Power W [^] /nm	Lumens (φ/nm)	λ (nm)	Power W [^] /nm	Lumens (φ/nm)	λ (nm)	Power W [^] /nm	Lumens (φ/nm)	λ (nm)	Power W [^] /nm	Lumens (φ/nm)	λ (nm)	Power W [^] /nm	Lumens (φ/nm)
360	0	NR	490	127	NR	620	748	NR	750	25	NR	880	0	NR
365	0	NR	495	173	NR	625	699	NR	755	22	NR	885	0	NR
370	0	NR	500	246	NR	630	648	NR	760	20	NR	890	0	NR
375	0	NR	505	335	NR	635	599	NR	765	17	NR	895	0	NR
380	0	NR	510	427	NR	640	547	NR	770	15	NR	900	0	NR
385	0	NR	515	517	NR	645	495	NR	775	13	NR	905	0	NR
390	0	NR	520	589	NR	650	445	NR	780	11	NR	910	0	NR
395	1	NR	525	649	NR	655	396	NR	785	9	NR	915	0	NR
400	4	NR	530	695	NR	660	349	NR	790	8	NR	920	0	NR
405	6	NR	535	733	NR	665	308	NR	795	7	NR	925	0	NR
410	11	NR	540	763	NR	670	269	NR	800	6	NR	930	0	NR
415	23	NR	545	792	NR	675	235	NR	805	5	NR	935	0	NR
420	46	NR	550	813	NR	680	205	NR	810	5	NR	940	0	NR
425	95	NR	555	835	NR	685	178	NR	815	4	NR	945	0	NR
430	183	NR	560	859	NR	690	155	NR	820	3	NR	950	0	NR
435	338	NR	565	880	NR	695	134	NR	825	3	NR	955	0	NR
440	534	NR	570	900	NR	700	115	NR	830	3	NR	960	0	NR
445	782	NR	575	918	NR	705	99	NR	835	2	NR	965	0	NR
450	1000	NR	580	931	NR	710	84	NR	840	2	NR	970	0	NR
455	739	NR	585	937	NR	715	71	NR	845	2	NR	975	0	NR
460	393	NR	590	939	NR	720	59	NR	850	1	NR	980	0	NR
465	276	NR	595	925	NR	725	49	NR	855	1	NR	985	0	NR
470	190	NR	600	907	NR	730	41	NR	860	1	NR	990	0	NR
475	123	NR	605	878	NR	735	35	NR	865	1	NR	995	0	NR
480	105	NR	610	842	NR	740	31	NR	870	1	NR	1000	0	NR
485	108	NR	615	797	NR	745	28	NR	875	1	NR			

Summary

$R_f = 75.6$
 $R_g = 94.8$
 $CIE R_a = 72.9$
 $R_g = -21.5$

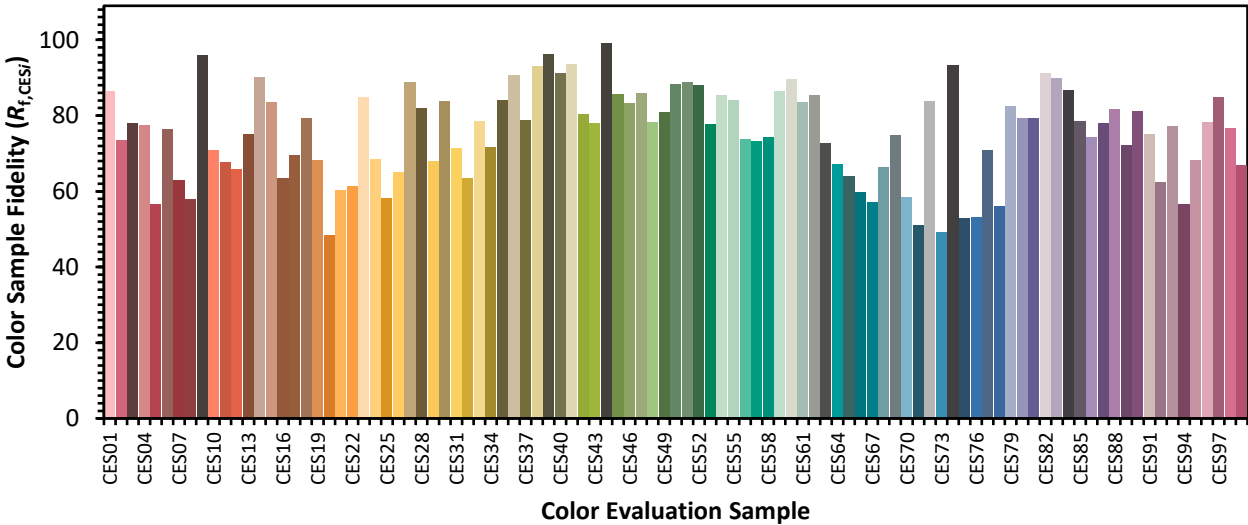


Color Vector Graphics

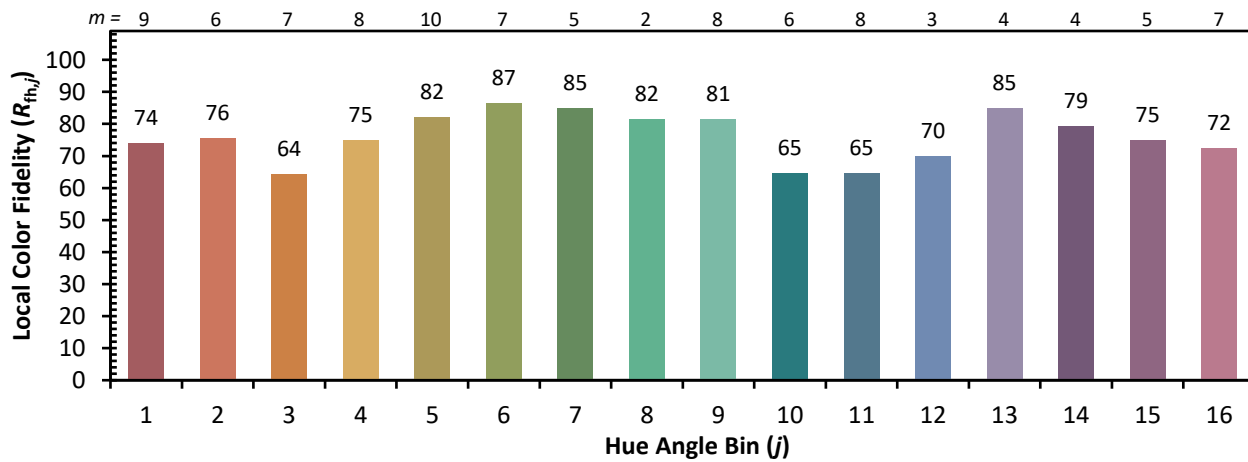
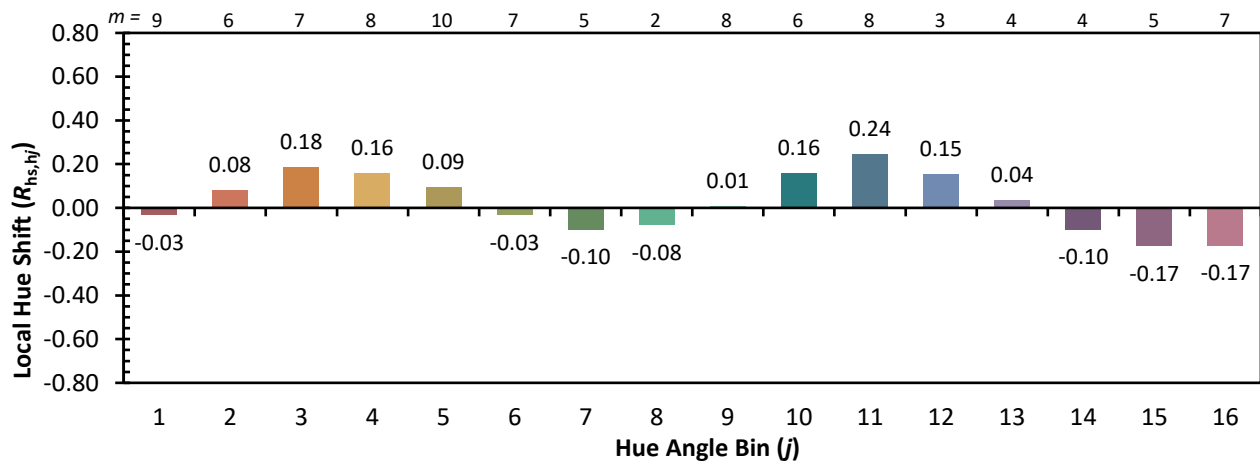
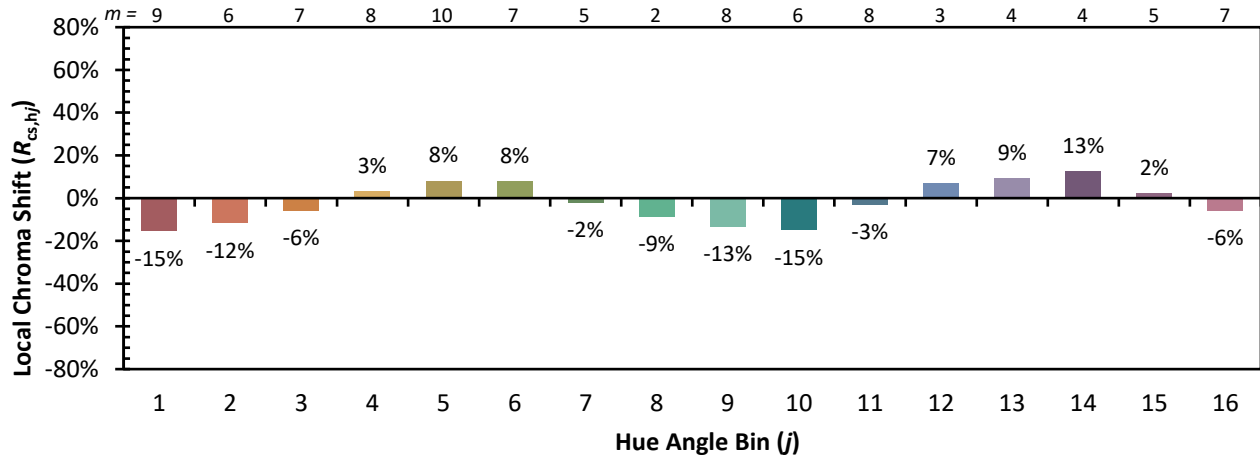


Individual Sample Fidelity Index ($R_{f,i}$)

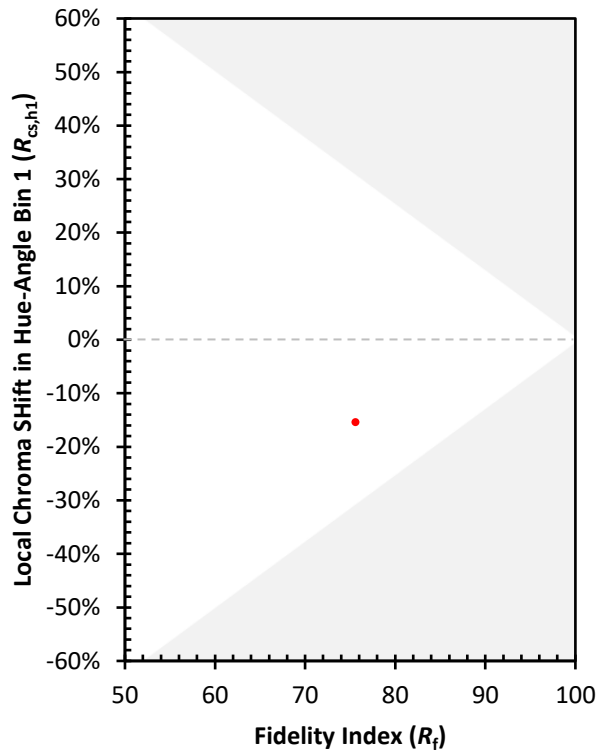
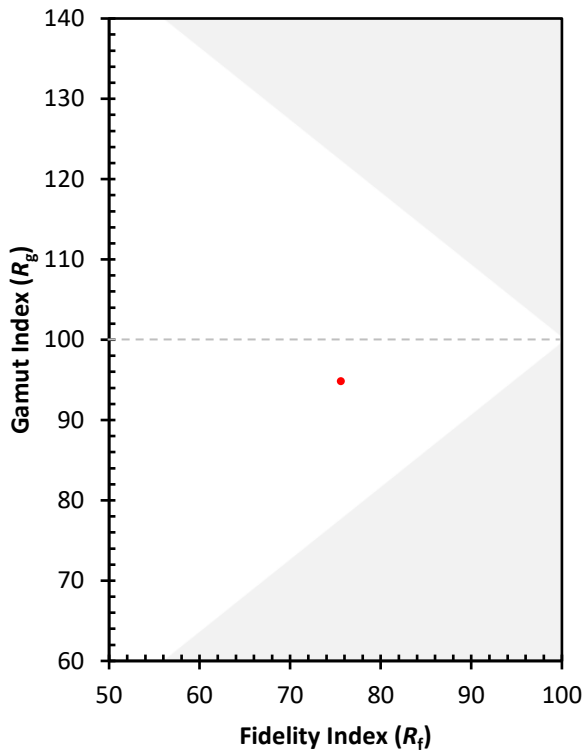
CES01 = 85	CES26 = 65	CES51 = 89	CES76 = 53
CES02 = 61	CES27 = 89	CES52 = 88	CES77 = 71
CES03 = 30	CES28 = 82	CES53 = 78	CES78 = 56
CES04 = 70	CES29 = 68	CES54 = 85	CES79 = 83
CES05 = 48	CES30 = 84	CES55 = 84	CES80 = 79
CES06 = 50	CES31 = 71	CES56 = 74	CES81 = 79
CES07 = 40	CES32 = 63	CES57 = 73	CES82 = 91
CES08 = 39	CES33 = 79	CES58 = 74	CES83 = 90
CES09 = 29	CES34 = 72	CES59 = 86	CES84 = 87
CES10 = 74	CES35 = 84	CES60 = 90	CES85 = 78
CES11 = 57	CES36 = 91	CES61 = 84	CES86 = 74
CES12 = 63	CES37 = 79	CES62 = 85	CES87 = 78
CES13 = 42	CES38 = 93	CES63 = 73	CES88 = 82
CES14 = 74	CES39 = 96	CES64 = 67	CES89 = 72
CES15 = 71	CES40 = 91	CES65 = 64	CES90 = 81
CES16 = 47	CES41 = 93	CES66 = 60	CES91 = 75
CES17 = 49	CES42 = 80	CES67 = 57	CES92 = 62
CES18 = 56	CES43 = 78	CES68 = 66	CES93 = 77
CES19 = 72	CES44 = 99	CES69 = 75	CES94 = 57
CES20 = 65	CES45 = 86	CES70 = 58	CES95 = 68
CES21 = 86	CES46 = 83	CES71 = 51	CES96 = 78
CES22 = 78	CES47 = 86	CES72 = 84	CES97 = 85
CES23 = 92	CES48 = 78	CES73 = 49	CES98 = 77
CES24 = 91	CES49 = 81	CES74 = 93	CES99 = 67
CES25 = 72	CES50 = 88	CES75 = 53	



Color Rendition by Hue-Angle Bin



Measure Comparisons



(END OF REPORT)